


For the beauty . . . for the ride

Tandems by **Rodriguez**







**Each Rodriguez tandem is unique . . .
designed and crafted to meet your needs**




Oval Top Tube



Round Top Tube





Standard Specifications Rodriguez Custom

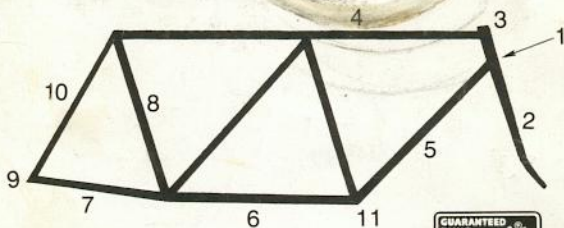
The symbol of the Rodriguez is the trillium — that most delightful flower of spring.

Like the trillium, the Rodriguez is spirited and light. It's a tandem built for soaring . . . for descending the ultimate downhill.

It's also a tandem built for work. Designed for touring with loads, it will stand up to your most rigorous demands . . . challenge the toughest hill.

Look over the specifications. Then order your custom Rodriguez tandem.

For the beauty . . . for the ride.



- 1-Special investment custom crown
- 2-531 tandem fork blades 32×18 (oversize)
- 3-Choice of 1" or 1 1/8" steerer
- 4-531 top tubes 28mm or Philwood Oval
- 5-531 down tubes 30mm (oversize)
- 6-Oval or round 531 crossover tube
- 7-Heavy 531 chainstays 17/19 guage
- 8-531 seat tubes 28mm
- 9-Shimano vertical dropouts or Campagnolo 1010
- 10-Cantelever brakes Mafac Ref H
- 11-Alloy eccentric

Since Rodriguez tandems are built with over-sized tubing, all braze-ons for brake and gear cabling are included as standard features, as are 2 water bottle mounts and a pump peg. You may specify any number of other braze-ons.

Rodriguez tandems can be made to any acceptable tandem design.

In the complete Rodriguez tandem, only the most reliable components are used. Each tandem is entirely assembled and carefully tested prior to packaging for shipment. When you order a Rodriguez tandem, you are ordering the finest.

Order yours today. For the beauty . . . for the ride.

For more information, write

R&E CYCLES
5627 - University Way NE • Seattle, WA 98105
(206) 525-5100